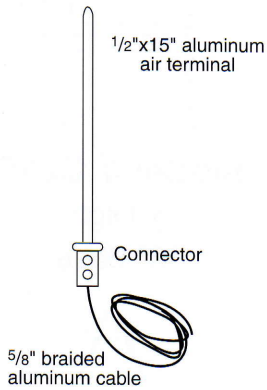


Steeple Options


(SEE PRICE LIST FOR ADDITIONAL OPTIONS)

OPTIONAL LIGHTNING CABLE & AIR TERMINAL



LIGHTNING PROTECTION KIT

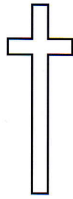
OPTIONAL STEEPLE CROSSES




MODEL 2
2'x18"



MODEL 3
3'x24"



MODEL 4
4'x30"



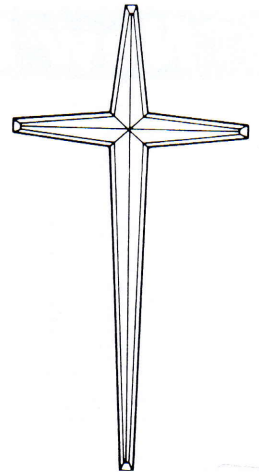
3' or 4'
with 8" BALL

CROSSES

COLORS: White is standard. Crosses can be added to the top of any model steeple. The overall height of the steeple will be shortened approximately 12 to 18 inches when a cross is added. The tip of the steeple must be cut off in order to match the body width of the cross.

FIBERGLASS

WALL-MOUNTED CROSSES: Prices include mounting brackets on all crosses which will hold the cross off the wall. If back lighting is ordered, the price includes fluorescent lights the full length of the cross.



Model B

- 4' x 2'6"
- 5' x 2'6"
- 6' x 3'
- 8' x 4'
- 10' x 5'